

## What is CareDox?

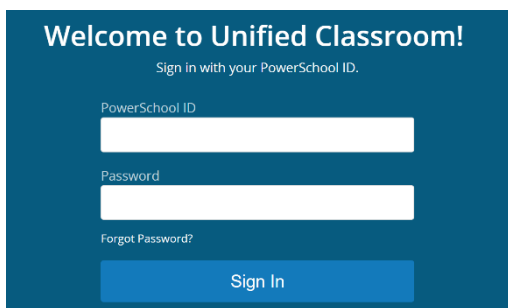
CareDox enables parents to fill out health and sports enrollment forms online and makes the information provided by parents available and easily accessible to school health staff.

## Sign into CareDox through PowerSchool

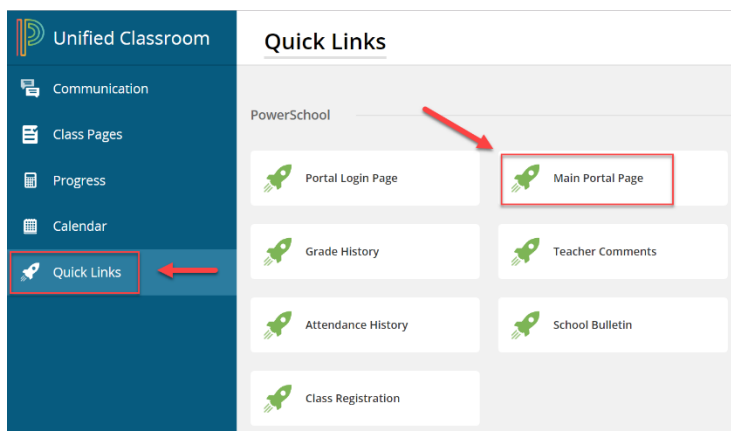
In order to access CareDox you must have a **PowerSchool Unified Classroom Parent account** setup. If you don't have an account yet, contact your school's main office and request assistance to have an account created for you. Once you have an account created you will be able to login to the PowerSchool Unified Classroom and access CareDox.

If you have a PowerSchool Unified Classroom Parent Account setup already follow the steps below:

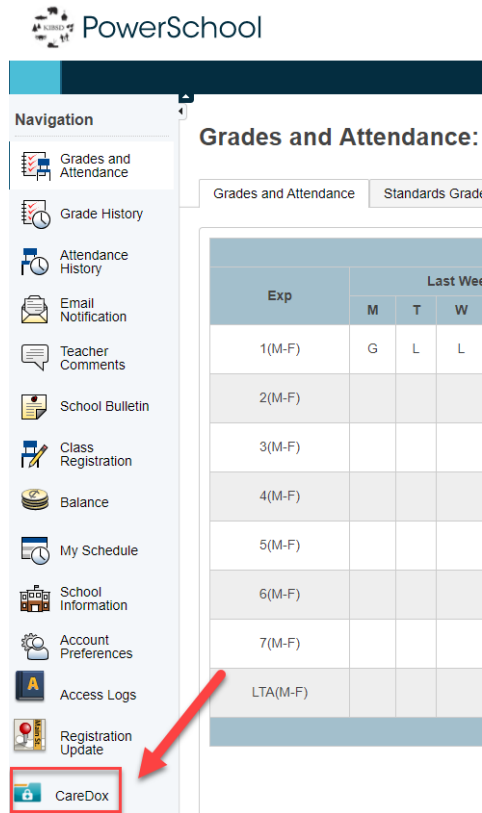
1. Navigate to PowerSchool Unified Classroom at: <https://classroom.powerschool.com>
2. Log into using your PowerSchool ID and Password and click **Sign In**.



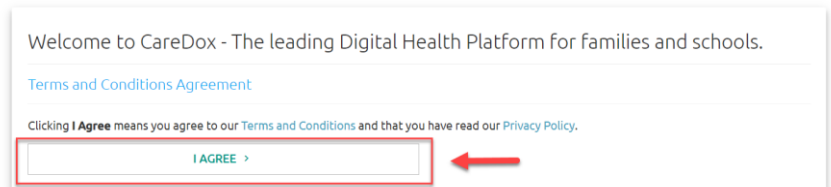
3. Click on **Quick Links > Main Portal Page**



4. Click on **CareDox** link on the lower left side of your screen.

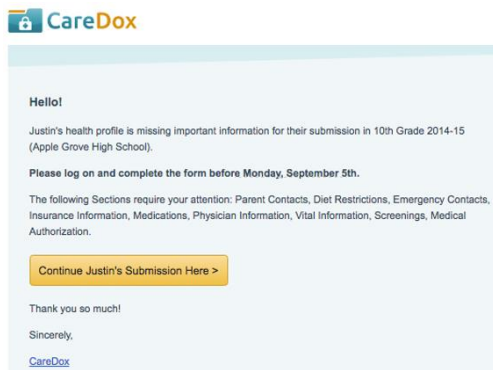


5. On your first access you will receive a message to agree with terms and conditions. Click "I agree" button to continue to health enrollment.



#### Additional method to access CareDox:

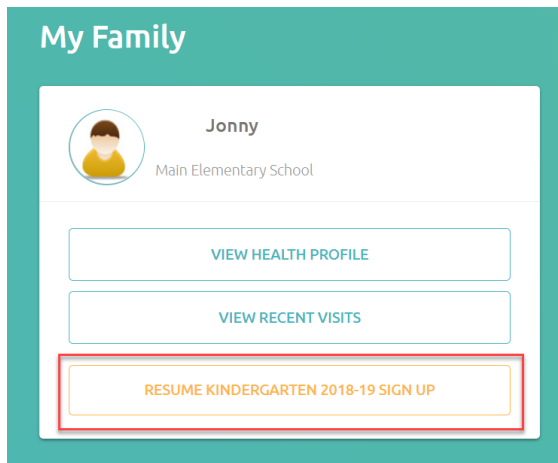
- CareDox will send you an email invitation. Click on the link provided in the email to sign up for CareDox.



## Family Dashboard

Upon signing in, you will see all of your children listed on your dashboard. If a child is missing from your dashboard, contact your school to add a sibling to the system.

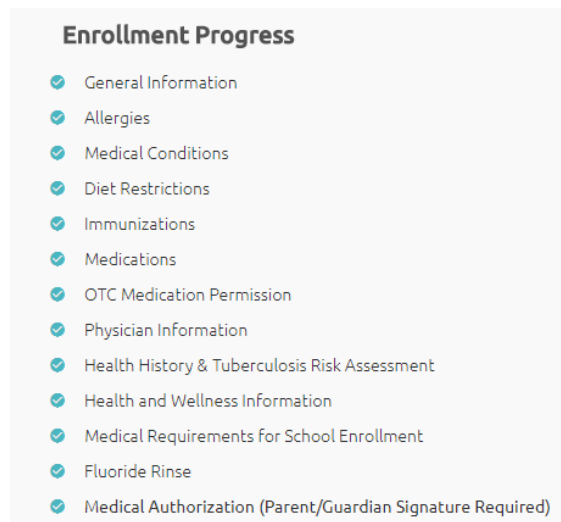
1. Click the **Resume Sign Up** button to begin health enrollment.



2. Go over each tab and complete all required fields. Make sure to click **Save & Next** at the bottom of the page when you complete each section in order to save your changes.



3. If you successfully complete and save a section, you will see a green check mark on the bar on the left of your screen.



Upon completing your digital form, you will see the message below and you will receive an email stating that your submission is complete. If a school staff needs additional information, you will be notified. If anything changes, you can access CareDox anytime throughout the year and update the student information by following the same steps and click on **Edit Form**.

## Congratulations

You're finished!

Thank you for your submission, Kodiak Middle School, will be in touch after they review your information.



Through CareDox, you can access and share your family's medical records with other certified organizations.

✓ DONE

EDIT FORM